


MEASUREMENTS & ANGLES

Personal Bicycle Fitting Report

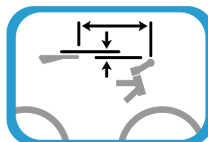
Rider Information

MAKE/MODEL: Giant TCR
Advanced
NAME: Raimund Maier
SIZE: M
YEAR: 2006
STYLE: Road
NOTES: exit


STEM: 17 x 110mm
SPACER STACK: 5mm
CRANK LENGTH: 172,5
PEDALS: Time
SADDLE: Prologo
BARS: Ritchey Evo Curve



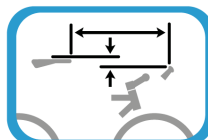
Saddle Height
BB to center of saddle profile **743 mm**



Handlebar Reach
tip of saddle horiz to bar top **527 mm**




Saddle Setback
BB horiz to front tip of saddle
neg denotes saddle behind BB **-62 mm**




Handlebar Drop
cen of saddle profile to bar top
neg denotes bar below saddle **-97 mm**



Saddle Angle
angle of saddle to horizon
neg denotes nose down **-1 deg**




Grip Reach
tip of saddle horiz to front end of grip **657 mm**




Eff. Seat Tube Angle
BB to center of saddle profile **74 deg**



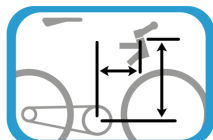
Grip Drop
cen of saddle to front end of grip, neg denotes grip lower **-46 mm**



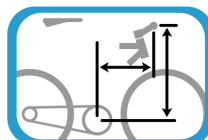
Grip Angle
angle to horizon
pos denotes front end up **50 deg**



Bar Reach
center of bar to back end of grip **71 mm**



Frame Stack **547 mm**



Grip Width
grip center to center **413 mm**

BB to Grip Reach
BB to front end of grip **595 mm**

Frame Reach
BB to center of headtube top **387 mm**

Handlebar Stack **601 mm**

Handlebar Reach
BB to center of bar **465 mm**

SITE & SESSION INFO

NAME: sport-support.at | Analysis
OPERATOR: Christian Bernhard
PHONE: +43 664 4510 257
DATE/TIME: 2013/09/09, 15:40

ADDRESS: Pfalzauerstrasse 106/13
Pressbaum, 3021
Austria
WEBSITE: <http://www.sport-suport.at>

THIS BIKE FIT PERFORMED USING THE RETÜL SYSTEM

